



# High Efficiency Chocolate Slicing Machine/ Chocolate Slicing Chip Making Machinery

## Specifications :

Payment Terms	L/C T/T Western Union
keyword	Chocolate cutter, chocolate slicing machine, chocolate slicer, chocolate making machine, chocolate blocks forming line, milk chocolate making machine


## Detail Introduction :

### Chocolate Slicing Machine





YOUR RELIABLE  
BUSINESS PARTNER!

[info@sinofude.com](mailto:info@sinofude.com)



**SINOFUDE**

**YOUR RELIABLE  
BUSINESS PARTNER!**






YOUR RELIABLE  
BUSINESS PARTNER!

[info@sinofude.com](mailto:info@sinofude.com)





**Technical parameters of chocolate slicing machine,:**

<b>Model</b>	CSL380
<b>Voltage</b>	220V
<b>Power</b>	180W
<b>size</b>	380*380*610mm
<b>weight</b>	25KG
<b>Applicable chocolate size</b>	1KG for chocolate, chocolate size 25×215×340mm



YOUR RELIABLE  
BUSINESS PARTNER!

[info@sinofude.com](mailto:info@sinofude.com)

<b>Suitable processing temperature</b>	<b>15~25?</b>
<b>Packing size and gross weight</b>	<b>760×460×500mm, 28kg</b>





YOUR RELIABLE  
BUSINESS PARTNER!

[info@sinofude.com](mailto:info@sinofude.com)







YOUR RELIABLE  
BUSINESS PARTNER!

[info@sinofude.com](mailto:info@sinofude.com)





YOUR RELIABLE  
BUSINESS PARTNER!

[info@sinofude.com](mailto:info@sinofude.com)







**Instructions:**

1. Turn on the power; put the chocolate blocks.
2. Fix the splint, turn on the power, and adjust the governor to the required position.
3. The counterweight equipped with this machine can be added or subtracted according to the scraping needs
4. After the work is completed, cut off the power supply, and the cutter head must be removed and cleaned